

A Level Transition Project

Fill your A4 sketchbook with sketches, collage, drawings, mixed media, paint studies, photos and notes.

In your first A level lesson, you will submit your sketchbook and diorama.

Brief: Explore and reflect upon the theme **“Journeys”** in a range of mediums and processes .

Within your work , you may explore more than one kind of journey . This should be a sketchbook of experimentation. They first two terms of the A level are highly experimental in terms of the techniques and processes you will use.

Keep your book like a journal/diary, this work needs to be done from now on, not in a rush at the end of the holidays.

Enjoy making a diorama (no bigger than a shoe box) and fill with images and objects, so that you can then photograph draw and paint from it.

Photograph and sketch from your diorama resulting in a range of 2D responses to your 3D outcome.

The below are some starting points to consider:

- * Physical journeys. Places transport, time
- * People - journeys to see friends and relatives.
- * Emotional/ psychological journeys
- * Micro journeys around your home.
- * Personal/ impersonal
- * Location/ destination
- * Migration
- * Storytelling and narrative

Images are a selection of inspiring “Journeys” related, mixed media images from the internet.

www.mymodernmet.com/category/art/

www.thisiscolossal.com

Enjoy exploring these





Achieve a sense of time and movement by double exposing images using the free Snapseed app.

You will want to explore ways of printing your photos over the summer and beyond. This does not mean you need a colour printer!

Discuss this with your parents, they may want to explore apps like “Freeprints” for which you pay only postage for up to 45 prints per month.





This booklet has a range of artists to help inspire and guide you through your project. You do not have to base your work around a specific artist—they are for inspiration. Also search on Pinterest for artists whose work/techniques inspire you.

Refer to the Assessment Objectives to help reflect on your process. Ask yourself and make notes on;

- 1) Am I exploring a range of artists and reflecting on their work, in addition to communicating how it will inform/ relate to my own? (AO1)
- 2) Am I experimenting with a meaningful range in media in relation to my chosen theme within Journeys? (AO2)
- 3) Am I sketching and photographing from observation, including from my diorama ? Am I writing about the work I make and what it means, relating it to the artists I've studied?(AO3)
- 4) Does my diorama evolve from my project? Have I created a range of photography and drawing outcomes of my diorama?(AO4)
- 5) Are there photos and experiments in my project , interesting enough to go on the wall? Why do I consider these pieces successful?


How the A level is Assessed?

AO1: Develop ideas through sustained and focused investigations informed by contextual and other sources, demonstrating analytical and critical understanding.

AO2: Explore and select appropriate resources, media, materials, techniques and processes, reviewing and refining ideas as work develops.

AO3: Record ideas, observations and insights relevant to intentions, reflecting critically on work and progress.

AO4: Present a personal and meaningful response that realises intentions and, where appropriate, makes connections between visual and other elements.



Neil Bottle, Textile designer.

Galleries to visit in London over the Summer (not all of them!)



- National Gallery (free)
- National Portrait Gallery (newly reopened)
- Tate Modern and Britain (free)
- Dulwich Picture Gallery. Under 30's £5, Under 18's FREE. See website for further prices.
- Camden Arts Centre FREE
- South London Gallery FREE
- Whitechapel FREE. Exhibitions at a price, see website
- Barbican FREE. Exhibitions at a price, see website
- ICA (Institute of Contemporary Art) FREE
- British Museum FREE
- National History and Science Museums FREE
- British Library Exhibitions FREE
- Design Museum. See online for exhibitions and prices
- The Photographer's Gallery. See online for exhibitions and prices
- White Cube. See online for exhibitions and prices, there are 2 London locations
- October Gallery <https://octobergallery.co.uk> International contemporary art.
One artist at a time, great website!

You may need to go online for free museums and book a slot. Utilise the wonderful museum and gallery resources we have in our city!

Ideas to challenge your making.

- ◇ Making sculptures from matchsticks: <https://www.royalacademy.org.uk/article/how-to-design-greenhouse>
- ◇ Botanical drawing: <https://www.royalacademy.org.uk/article/saturday-sketch-club-botanical-drawing>
- ◇ Botanical Tie Dye: <https://camdenartcentre.org/wp-content/uploads/2020/05/Activity-9-website-3.pdf>
- ◇ Pressing flowers: <https://camdenartcentre.org/wp-content/uploads/2020/05/Activity-8-website.pdf>
- ◇ A group of podcasts discussing a range of conceptual and social ideas within Art: <https://>

Louise Nevelson



Joseph Cornell—Worlds in a box/dioramas



Anna Boghiguan



Oscar Murillo



Ed Fairburn



William Turner



Kathryn Clark

From the exhibition "Shelter; crafting a safe Home"—based on the journeys and stories of Refugees.



Mark Powell





Sonia Boyce OBE



Lubaina Himid



Hamish Fulton Art work based on walks



Historical Artefacts



Source: British Museum website




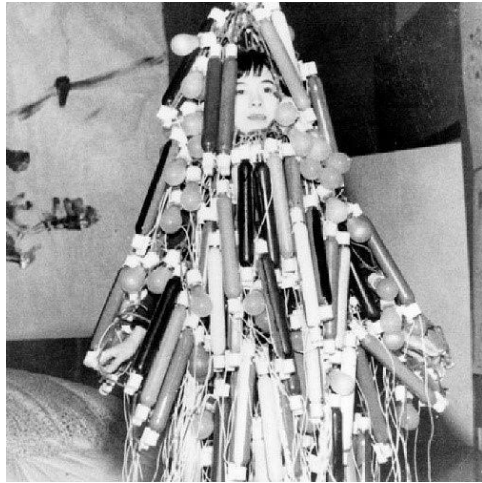
Richard Long



Ruth Asawa




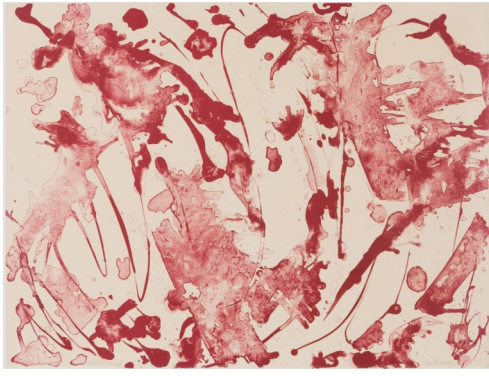
Atsuko Tanaka



Tracey Emin



Lee Krasner



El Anatsui

